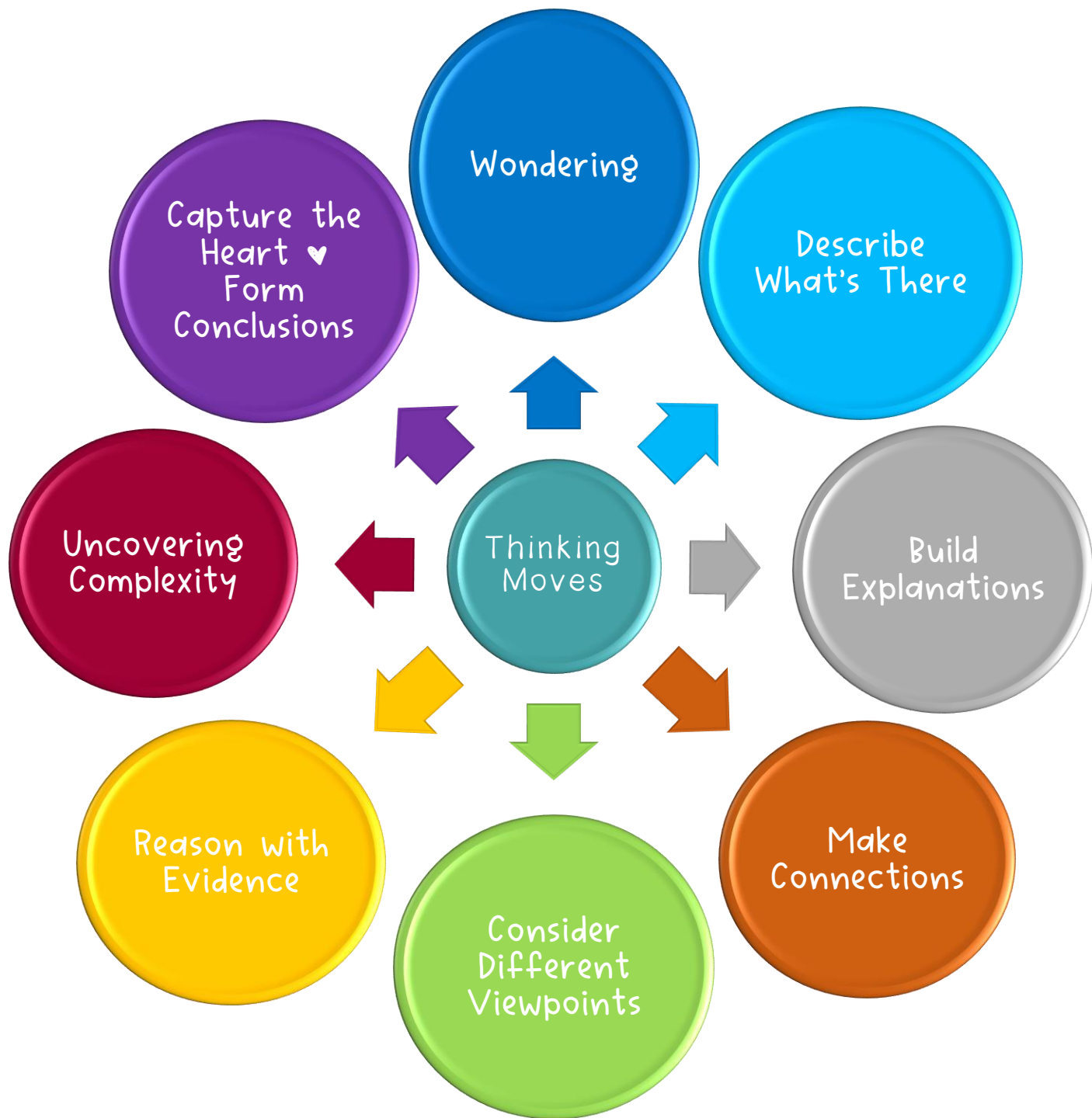


Book Club

Thinking Moves

During this book club you will be asked to think about your text in a variety of ways. The 8 types of thinking you will be using are:





Week One

Book Cover:

- Glue a copy of the book cover into your literature circle book

Predicting:

Predicting is a useful strategy as it helps us think about what to expect when we read. Good readers keep making predictions and adjusting them all through their reading.

- Use the **prediction flowchart** to make predictions about your text and provide evidence about why that prediction was made.

Reading:

- Read the first few assigned chapters

Thinking Moves: My thinking will be focused around:



Prediction Flowchart

Make predictions about your text and provide evidence about why that prediction was made.

My first prediction...

read

Revised or new prediction...

What makes you think this?

read

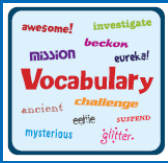
Revised or new prediction...

What makes you think this?

read

Revised or new prediction...

What makes you think this?



Week Two

Reading:

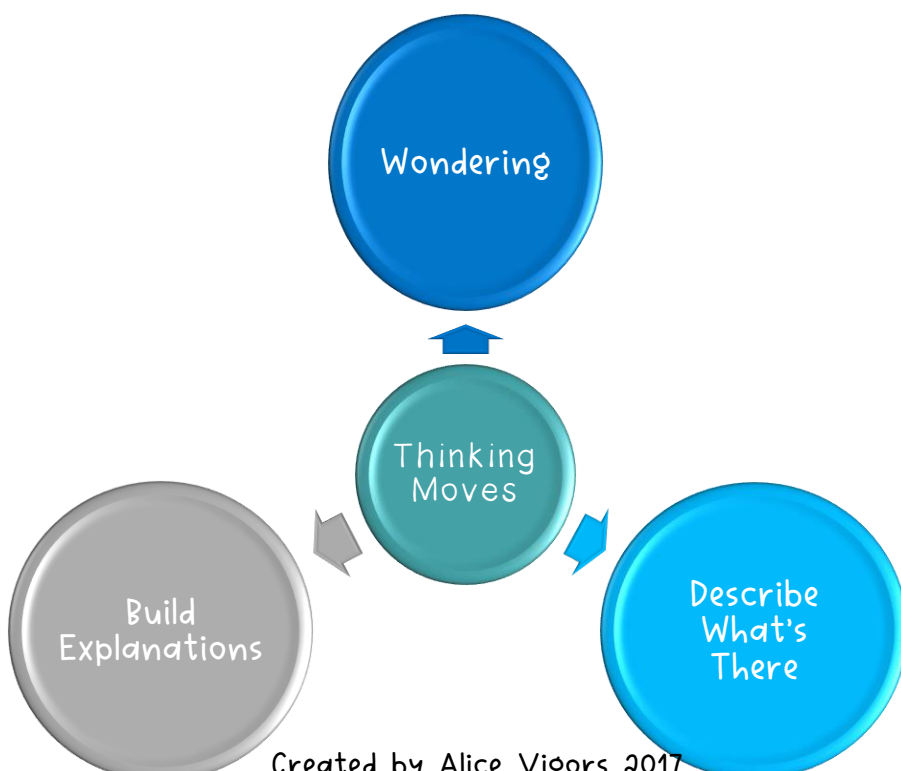
- Read the assigned chapters

Building Vocabulary Knowledge:

Good readers notice words, especially words they don't know the meaning of. They know it is important to find out what these words mean.

- Use your **word study journal** to:
 - Identify unknown or challenging words from your text
 - Identify the tricky part/ critical feature of the word
 - Identify the strategy that will help you
 - Find the meaning of the word

Thinking Moves: My thinking will be focused around:



Word Study Journal

Dictionary Meaning									
Strategy	✓								
	⚙️								
	🧠								
	👁️								
👂									
Tricky Part/ Critical Feature									
Word									



Week Three

Reading:

- Read the assigned chapters

Building Vocabulary Knowledge:

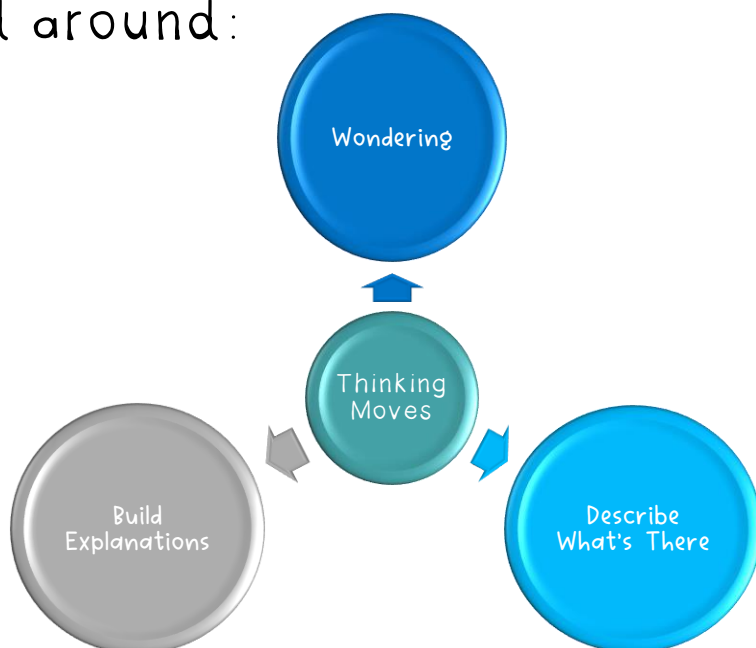
- Continue to add to the word study journal

Visualising:

When authors write, they use words to describe what is going on. Visualising is the process of creating a picture in your mind of what is happening in the text.

- Use the thinking routine **See Think Wonder** to record the images, predictions and questions you have about what you have read.
- Use the **picture quilt** template to create a visual representation of the text.

Thinking Moves: My thinking will be focused around:



Word Study Journal

Dictionary Meaning									
Strategy	✓								
	⚙️								
	🧠								
	👁️								
	👂								
Tricky Part/ Critical Feature									
Word									

See Think Wonder

Record the images, predictions and questions you have about what you have just read.

See

What visual images have you created in your mind as you read this text?

Think

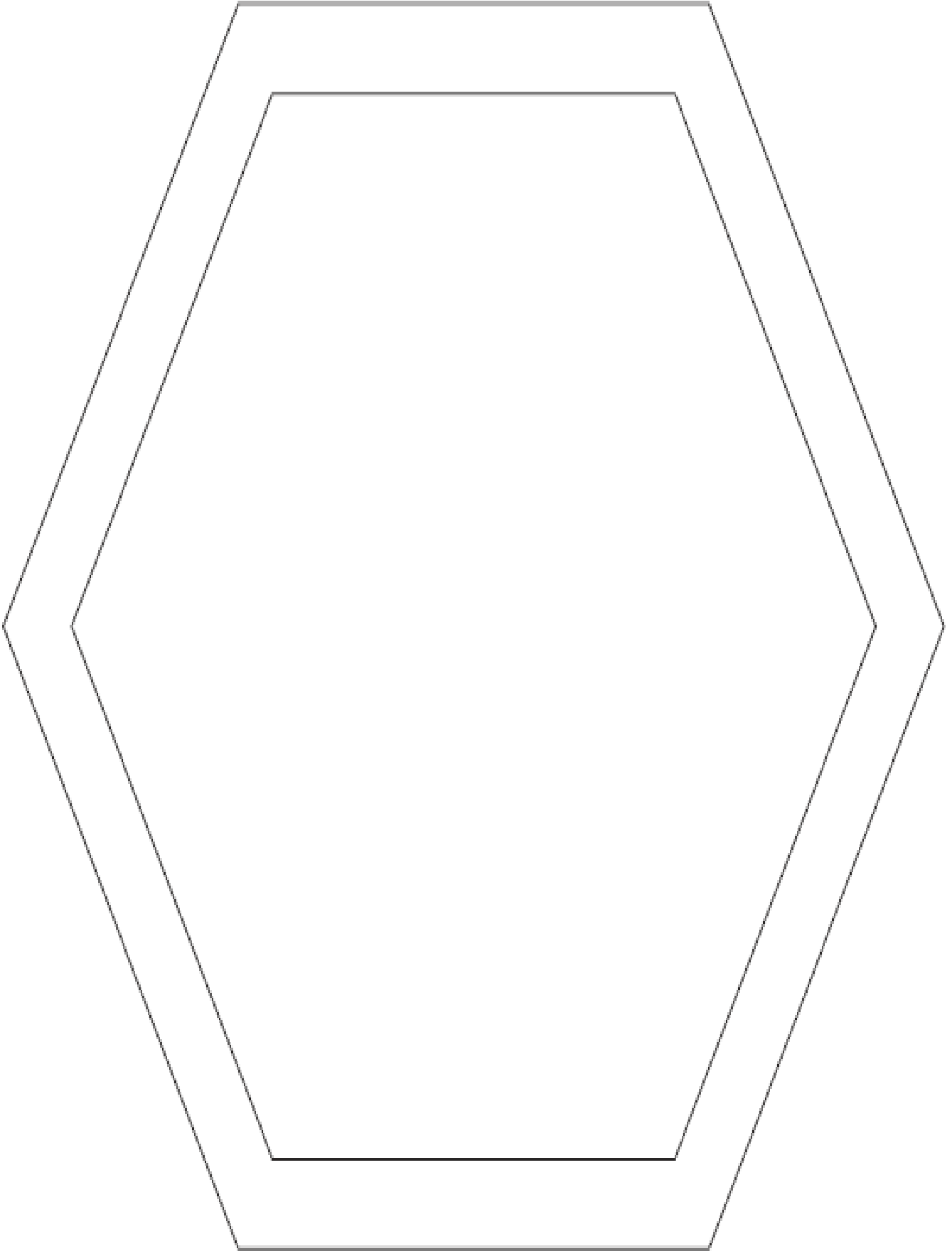
What does it make you think will happen next? Explain why.

Wonder

What questions or puzzles do you have about the text so far?

Picture Quilt

Create a visual representation of the text in the centre. Around the outside briefly explain the image you have drawn.





Week Four

Reading:

- Read the assigned chapters

Building Vocabulary Knowledge:

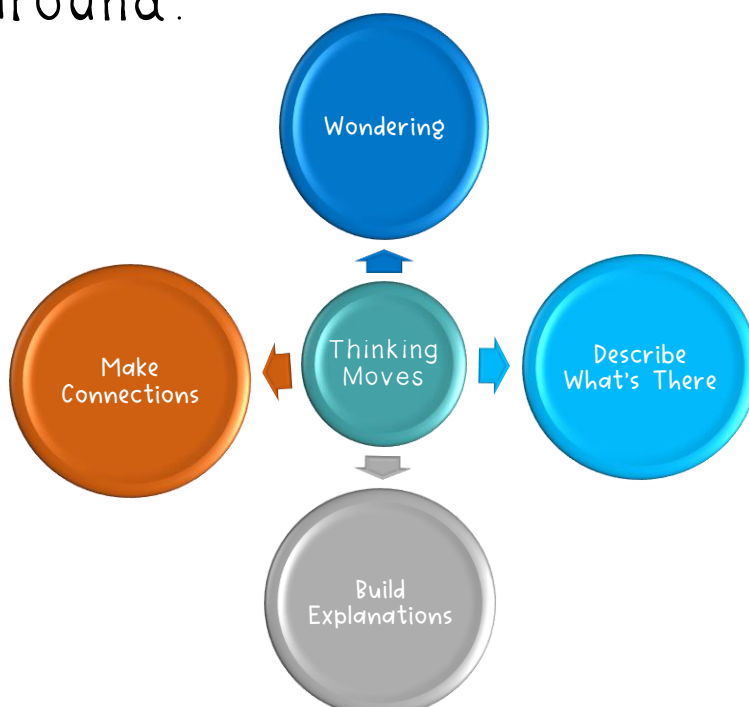
- Continue to add to the word study journal

Connecting:

Making connections is when we make links between what we already know and the text. There are three kinds of connections we make: text-text, text-self and text-world.

- Use the **double entry journal** to show your connections to the text. Give as much detail as possible.
- Compare and contrast two characters from the text using the **Venn diagram**.

Thinking Moves: My thinking will be focused around:



Word Study Journal

Dictionary Meaning									
Strategy	✓								
	⚙️								
	🧠								
	👁️								
👂									
Tricky Part/ Critical Feature									
Word									


Double Entry Journal

Identify and explain the connections you have made to the text. Make sure you outline what type of connection you are making → text to self, text to text or text to world.

In the text it says...	My connection...	Type:
1)		
2)		
3)		
4)		
5)		

Venn Diagram

Compare and contrast two characters from the text.





Week Five

Reading:

- Read the assigned chapters

Building Vocabulary Knowledge:

- Continue to add to the word study journal

Predicting:

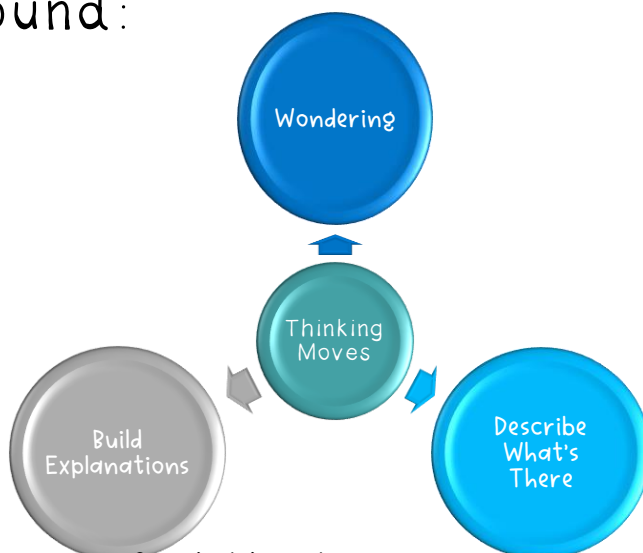
- Reflect on the **prediction flowchart** created in Week 1 and explain how and why those predictions have changed.

Questioning:

Good readers ask questions before, during and after they have read a text. Asking and answering questions helps you look for information, which builds understanding.

- Use the **double entry questions journal** to pose and then record answers to your wonderings as you read.

Thinking Moves: My thinking will be focused around:



Double Entry Question Journal

Pose questions that arise as you read the text. Record the answer to your wonderings as you find the information and evidence in the text.

My question	In the text it says...
1)	
2)	
3)	
4)	
5)	

Word Study Journal

Dictionary Meaning									
Strategy	✓								
	⚙️								
	🧠								
	👁️								
👂									
Tricky Part/ Critical Feature									
Word									



Week Six

Reading:

- Read the assigned chapters

Building Vocabulary Knowledge:

- Continue to add to the word study journal

Questioning:

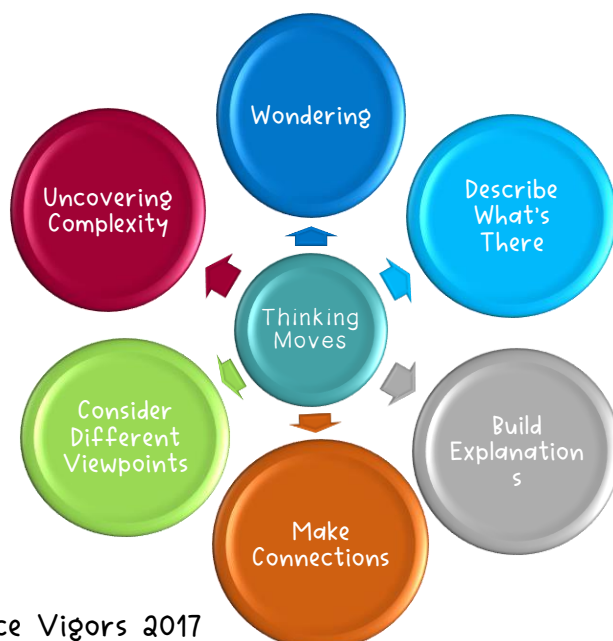
- Continue to use the **double entry questions journal** to pose and then record answers to your wonderings as you read.

Inferring & Synthesising:

Inferring is being able to 'read between the lines' when the author implies something but doesn't exactly state it. Synthesising is being able to piece together information with your own knowledge to develop new understandings and ideas.

- Use the thinking routine **step inside** to dig deeper and uncover the complexity behind a character and their actions.

Thinking Moves: My thinking will be focused around:



Word Study Journal

Dictionary Meaning									
Strategy	✓								
	⚙️								
	🧠								
	👁️								
👂									
Tricky Part/ Critical Feature									
Word									

Double Entry Question Journal

Pose questions that arise as you read the text. Record the answer to your wonderings as you find the information and evidence in the text.

My question	In the text it says...
1)	
2)	
3)	
4)	
5)	

Step Inside

What does the character see, observe or notice throughout the text?

Why do they think these events have occurred? What is their role in these events?

Character: _____

What does this character care deeply about? How do you know? Give evidence.

What puzzles this character throughout the text? What questions arise for you about this character or their actions?

Week Seven

Reading:

- Read the assigned chapters

Building Vocabulary Knowledge:

- Continue to add to the word study journal

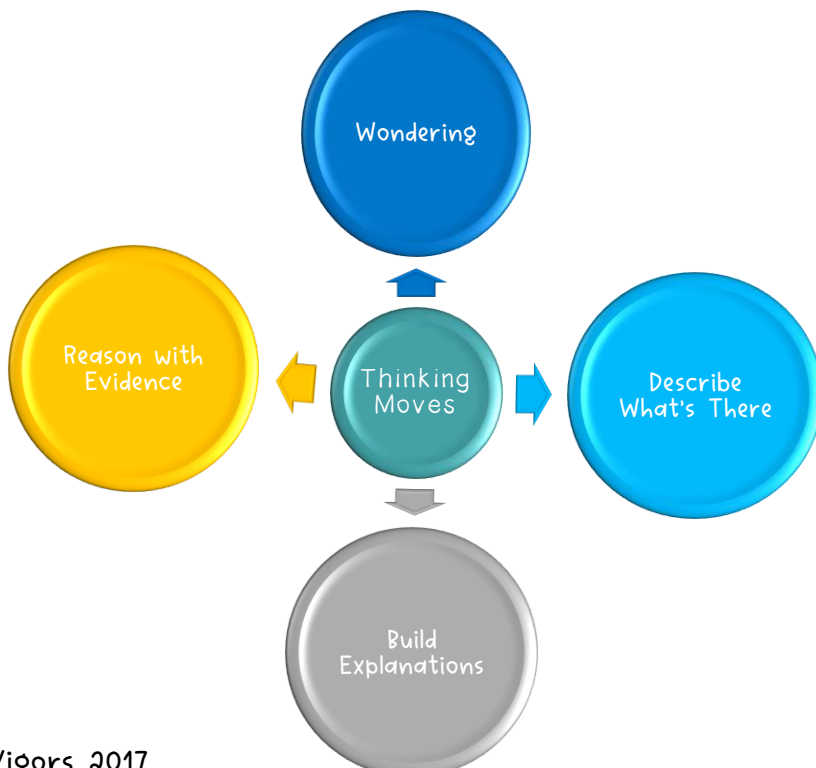
Questioning:

- Continue to use the **double entry questions journal** to pose and then record answers to your wonderings as you read.

Predicting & Inferring:

- Use the **character crystal ball timeline** to record what we know so far about a character and make predictions and inferences about their future.

Thinking Moves: My thinking will be focused around:



Word Study Journal

Dictionary Meaning									
Strategy	✓								
	⚙️								
	🧠								
	👁️								
👂									
Tricky Part/ Critical Feature									
Word									

Double Entry Question Journal

Pose questions that arise as you read the text. Record the answer to your wonderings as you find the information and evidence in the text.

My question	In the text it says...
1)	
2)	
3)	
4)	
5)	

Character Crystal Ball Timeline



Week Eight

Reading:

- Read the assigned chapters

Building Vocabulary Knowledge:

- Continue to add to the word study journal

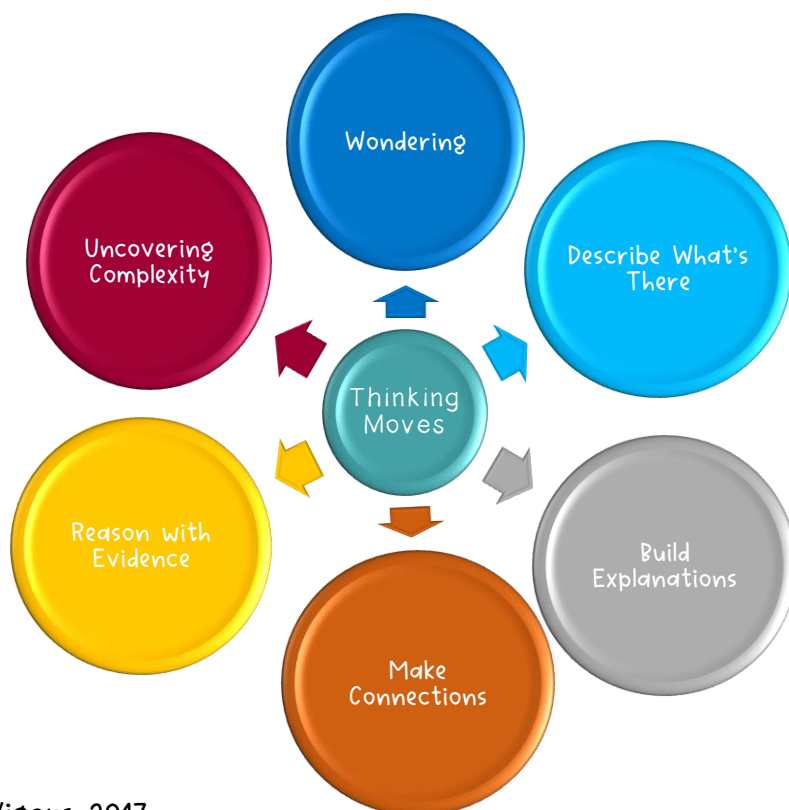
Questioning:

- Continue to use the **double entry questions journal** to pose and then record answers to your wonderings as you read.

Inferring:

- Create a **sociogram** to investigate the relationship between different characters in the text

Thinking Moves: My thinking will be focused around:



Word Study Journal

Dictionary Meaning									
Strategy	✓								
	⚙️								
	🧠								
	👁️								
👂									
Tricky Part/ Critical Feature									
Word									

Double Entry Question Journal

Pose questions that arise as you read the text. Record the answer to your wonderings as you find the information and evidence in the text.

My question	In the text it says...
1)	
2)	
3)	
4)	
5)	

Week Nine

Summarising:

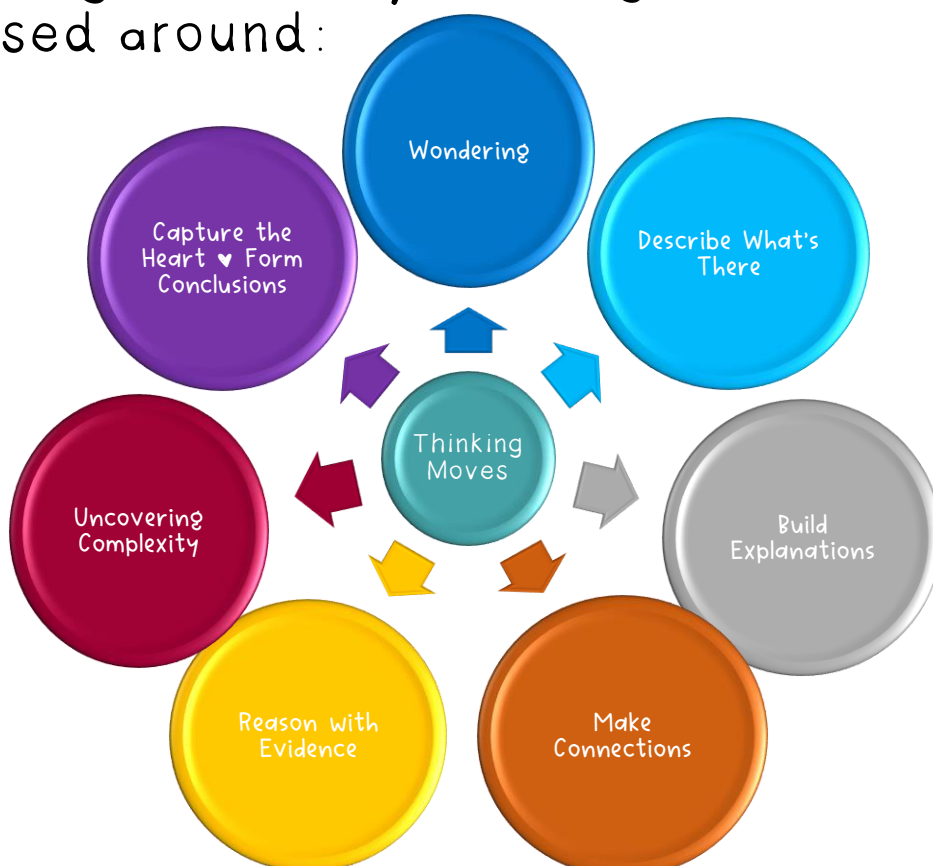
A summary is a shortened version of a text that contains all the main points of the text.

- Use the thinking routine **headline** to give the book a catchy newspaper headline and write a detailed summary of the text.
- Use the **problem-solution summary frame** to identify and summarise the main complication and resolution faced by the characters.

Synthesising:

- Identify the theme of the text and support it with evidence.

Thinking Moves: My thinking will be focused around:



Headline

Create a short, catchy newspaper headline about the text and write a detailed summary.

Headline

Summary

Problem-Solution Summary Frame

Identify and summarise the main complication and resolution experienced by the characters in the text.

The
problem
started
when...

Then...

So...

After
that...

The
problem
was finally
resolved
when...